



Inside Institute of Filmmaking Courses

ADVANCE COURSES (2024)



ADVANCED VISUAL EFFECTS

Course Duration : 12 Months

Course Syllabus

- **Cinematography**
 - Camera Settings
 - Principles of Photography
 - Lighting Techniques
 - Camera Movements
- **Art Direction/ Set Design**
 - Color Palette
 - Textures
 - Ratio & Size
 - Set Dimensions
 - Creating Depth
 - Material Selection
 - Set Mobility

- Miniatures
- Using Live Models
- Practical Elements
- Creating Props
- **VFX Direction**
 - VFX Techniques
 - Directing Actors for VFX
 - Practical vs CGI
 - Practical FX
 - Deciding Shoot Pattern
 - Directing the DOP
 - Problem Solving
 - Camera Movement
 - Tracking Points Marking
 - Special FX
- **Photoshop / Photo Editing**
 - Skin retouching
 - Photo manipulation
 - Cloning and masking
 - Shooting Tips
 - Shadow creation
 - Dodge Burn
 - Masking
- **Premiere Pro / Video Editing**
 - Premiere Pro Tools
 - Proxy
 - Masking
 - Types of cuts
 - Transitions
 - Animation
 - Speed Ramping
 - Multi Camera Editing
 - Using effects
 - Blending Modes
 - Typography/ Titles
 - Film Editing
 - Music Video Editing
 - AD/ Documentary Editing
 - Color Grading/ DI
 - Sound & Music
 - Render settings

- **DaVinci Resolve**
 - Color Correction
 - Color Wheels
 - Curves
 - Hue vs Saturation
 - Hue vs Hue
 - Hue vs Lightness
 - Using LUTs
 - Skin Retouching
 - Selective Colors Grading
- **After Effects**
 - Working with composition
 - Masking and Rotoscoping
 - Point Tracking
 - Camera Tracking
 - Mocha Pro
 - 3D Camera
 - 3D Layers
 - Lights
 - Animation
 - Motion & Parallax
 - Layer System
 - Blending modes
 - Time remapping
 - Guide layers
 - Using Mattes
 - Image Projection
 - Sky Replacement
 - Compositing
 - Chroma Keying
 - Creating Backgrounds
 - Graphics
 - Texts & Titles
 - Using Presets
- **AE Plugins**
 - **Saber**
 - Creating Sabers
 - Creating Light Animation
 - Animating Saber
 - Creating Texts
 - Glow Effects


- Edge Glow Animation
 - **Element 3D**
 - Modelling
 - Creating Set
 - Texturing
 - Importing 3D Objects
 - Animation
 - Using Aux Channel
 - Using Custom Textures
 - Using Maps
 - Reflection
 - Diffuse
 - Ambient Occlusion
 - Glossiness
 - Bump
 - Using Custom Text
 - Render Settings
 - Ambient Occlusion
 - Shadows
 - Glow
 - Ray-Tracing
 - Motion Blur
 - Reflection
 - Adding 3D Objects to Scene
 - Object Replicator
 - Lighting
 - Camera Movement
 - **Particular**
 - Crowd Simulation
 - Object Replication
 - Creating Snow
 - Physics Simulation
 - **Optical Flares**
 - **FX Console**
- **Render Setting**
 - Formats
 - Lossless Renders
 - Bit Rate
 - Frame Rate Setting
 - Resolution Setting
- **Client Dealing**


- Handling Project
- Payments & Finances
- Presenting your Project


Fees : ₹ 1,33,762/- (Includes all taxes)


***SCHOLARSHIP AVAILABLE**


 **Softwares**

 Adobe Photoshop

 Adobe Premiere Pro

 Adobe After Effects

 DaVinci Resolve

 After Effects Plugins



FILM MAKING

Course Duration : 12 Months

Course Syllabus

- **Script writing**
 - Deciding Theme
 - Scene Build-Up
 - Defining Action
 - Characterization
 - Writing Dialogue
 - Writing Transition
 - Writing Styles
- **Story Boarding**
 - Explaining Action
 - Using Sketches
 - Using Images
 - Communicating with team
 - Visually Representing your Vision
- **Production Management**
 - Acquiring Location
 - Setup Prep
 - Camera Equipment
 - Prop Arrangement
 - Schedule Setup
 - Communication
 - Travel & Accommodation
 - Food & Catering
 - Light Equipment
 - Casting
- **Direction**
 - Directing Actors
 - Communicating with team


- Achieving Vision
- Decision Making
- **Cinematography**
 - Camera Settings
 - Principles of Photography
 - Lighting Techniques
 - Camera Movements
- **Art Direction**
 - Color Palette
 - Textures
 - Ratio & Size
 - Set Dimensions
 - Creating Depth
 - Material Selection
 - Set Mobility
 - Miniatures
 - Using Live Models
 - Practical Elements
 - Creating Props
- **VFX Direction**
 - VFX Techniques
 - Directing Actors for VFX
 - Practical vs CGI
 - Practical FX
 - Deciding Shoot Pattern
 - Directing the DOP
 - Problem Solving
 - Camera Movement
 - Tracking Points Marking
 - Special FX
- **Photoshop / Photo Editing**
 - Skin retouching
 - Photo manipulation
 - Cloning and masking
 - Shooting Tips
 - Shadow creation
 - Dodge Burn
 - Masking
- **Premiere Pro / Video Editing**
 - Premiere Pro Tools
 - Proxy


- Masking
- Types of cuts
- Transitions
- Animation
- Speed Ramping
- Multi Camera Editing
- Using effects
- Blending Modes
- Typography/ Titles
- Film Editing
- Music Video Editing
- AD/ Documentary Editing
- Color Grading/ DI
- Sound & Music
- Render settings
- **DaVinci Resolve**
 - Color Correction
 - Color Wheels
 - Curves
 - Hue vs Saturation
 - Hue vs Hue
 - Hue vs Lightness
 - Using LUTs
 - Skin Retouching
 - Selective Colors Grading
- **After Effects**
 - Working with composition
 - Masking and Rotoscoping
 - Point Tracking
 - Camera Tracking
 - Mocha Pro
 - 3D Camera
 - 3D Layers
 - Lights
 - Animation
 - Motion & Parallax
 - Layer System
 - Blending modes
 - Time remapping
 - Guide layers
 - Using Mattes

- Image Projection
- Sky Replacement
- Compositing
- Chroma Keying
- Creating Backgrounds
- Graphics
- Texts & Titles
- Using Presets
- **Sound & Music**
 - Recording Sound
 - Editing Sound
 - Choosing Music
 - Tools for Music
 - Importance of Sound
 - Recording Foley
 - Sound FX
 - Dubbing
- **Film Promotion**
 - Promotion Strategy
 - Promotion Budget
 - Film Festivals
- **Client Dealing**
 - Handling Project
 - Payments & Finances
 - Presenting your Project


Fees : ₹1,28,222/- (Includes all taxes)


***SCHOLARSHIP AVAILABLE**


 **Softwares**

 Adobe Photoshop

 Adobe Premiere Pro

 Adobe Audition

 Adobe After Effects

 DaVinci Resolve