



Inside Institute of Filmmaking Courses

PRO COURSES (2024)



PRO VISUAL EFFECTS
Course Duration : 18 Months

Course Syllabus

Sr. No.	Subject	Topics	Estimated Time
1	Photography & Cinematography	<ul style="list-style-type: none"> ○ Camera Settings ○ Principles of Photography ○ Lighting Techniques 	2 Months

		<ul style="list-style-type: none"> ○ Camera Movements 	
2	Art Direction/ Set Design	<ul style="list-style-type: none"> ○ Color Palette ○ Textures ○ Ratio & Size ○ Set Dimensions ○ Creating Depth ○ Material Selection ○ Set Mobility ○ Miniatures ○ Using Live Models ○ Practical Elements ○ Creating Props 	1 Month
3	VFX Direction	<ul style="list-style-type: none"> ○ VFX Techniques ○ Directing Actors for VFX ○ Practical vs CGI ○ Practical FX ○ Deciding Shoot Pattern ○ Directing the DOP ○ Problem Solving ○ Camera Movement ○ Tracking Points Marking ○ Special FX 	1 Month

4	Photoshop / Photo Editing	<ul style="list-style-type: none">○ Skin retouching○ Photo manipulation○ Cloning and masking○ Shooting Tips○ Shadow creation○ Dodge Burn○ Masking	1.5 Months
5	Premiere Pro / Video Editing	<ul style="list-style-type: none">○ Premiere Pro Tools○ Proxy○ Masking○ Types of cuts○ Transitions○ Animation○ Speed Ramping○ Multi Camera Editing○ Using effects○ Blending Modes○ Typography/ Titles○ Film Editing○ Music Video Editing○ AD/ Documentary Editing○ Color Grading/ DI○ Sound & Music○ Render settings	2 Months

<p>6</p>	<p>DaVinci Resolve (Color Grading)</p>	<ul style="list-style-type: none"> ○ Color Correction ○ Color Wheels ○ Curves ○ Hue vs Saturation ○ Hue vs Hue ○ Hue vs Lightness ○ Using LUTs ○ Skin Retouching ○ Selective Colors Grading 	<p>1 Month</p>
<p>7</p>	<p>After Effects</p>	<ul style="list-style-type: none"> ○ Working with composition ○ Masking and Rotoscoping ○ Point Tracking ○ Camera Tracking ○ Mocha Pro ○ 3D Camera ○ 3D Layers ○ Lights ○ Animation ○ Motion & Parallax ○ Layer System ○ Blending modes ○ Time remapping ○ Guide layers ○ Using Mattes 	<p>2 Months</p>

		<ul style="list-style-type: none"> ○ Image Projection ○ Sky Replacement ○ Compositing ○ Chroma Keying ○ Creating Backgrounds ○ Graphics ○ Texts & Titles ○ Using Presets 	
8	AE Plugins	<ul style="list-style-type: none"> ○ Saber <ul style="list-style-type: none"> ■ Creating Sabers ■ Creating Light Animation ■ Animating Saber ■ Creating Texts ■ Glow Effects ■ Edge Glow Animation ○ Element 3D <ul style="list-style-type: none"> ■ Modelling ■ Creating Set ■ Texturing ■ Importing 3D Objects ■ Animation ■ Using Aux Channel ■ Using Custom Textures ■ Using Maps ■ Reflection 	1 Month

		<ul style="list-style-type: none">■ Diffuse■ Ambient Occlusion■ Glossiness■ Bump■ Using Custom Text■ Render Settings■ Ambient Occlusion■ Shadows■ Glow■ Ray-Tracing■ Motion Blur■ Reflection■ Adding 3D Objects to Scene■ Object Replicator■ Lighting■ Camera Movement○ Particular<ul style="list-style-type: none">■ Crowd Simulation■ Object Replication■ Creating Snow■ Physics Simulation○ Optical Flares○ FX Console○ Render Setting<ul style="list-style-type: none">■ Formats■ Lossless Renders	
--	--	---	--

		<ul style="list-style-type: none"> ■ Bit Rate ■ Frame Rate Setting ■ Resolution Setting 	
9	BLENDER 3D	<ul style="list-style-type: none"> ○ Modeling ○ Texturing ○ Lighting ○ Rigging ○ Animation ○ Blender Plugins ○ Simulation Fx ○ 3D Tracking ○ Creating 3D set ○ Using Environment ○ Camera movement ○ Using Particle System ○ Modifiers ○ Render Settings 	2.5 Months
10	Client Dealing	<ul style="list-style-type: none"> ○ Handling Project ○ Payments & Finances ○ Presenting your Project 	

11	Internship & Showreel Creation	You work as an intern with Inside Motion Pictures on various projects to build a strong portfolio.	3 Months
----	---	--	----------







Course Additional Benefits

- 1 Year Adobe Original Software at Institute PC
- Showreel Creation
- Competitions & Awards
- Practical Assignments
- Dedicated Camera for Practice at the Institute
- Dedicated Computer System for Practice at the Institute
- Educational Trip
- Sports Event
- Access to studio equipment
- VFX work on Professional Projects
- 3 months paid internship after the course with Inside Motion Pictures
- Film Equipment Workshop
- Free Goodies

Fees : ₹ 1,97,959/- (Includes all taxes)

***SCHOLARSHIP AVAILABLE**

Softwares

-  Adobe Photoshop
-  Adobe Premiere Pro
-  Adobe After Effects
-  DaVinci Resolve
-  After Effects Plugins
-  Blender



PRO FILM MAKING
 Course Duration : 18 Months

Course Syllabus

Sr. No.	Subject	Topics	Estimated Time
1	Script writing	<ul style="list-style-type: none"> ○ Deciding Theme ○ Scene Build-Up ○ Defining Action ○ Characterization ○ Writing Dialogue ○ Writing Transition ○ Shot Listing ○ Plotting ○ Point Of View ○ Writing Styles ○ Create Brainstorming 	1 Month
2	Storyboarding	<ul style="list-style-type: none"> ○ Explaining Action ○ Using Sketches ○ Using Images ○ Communicating with team ○ Visually Representing your Vision 	

3	Production Management	<ul style="list-style-type: none"> ○ Location Reki ○ Setup Prep ○ Camera Equipment ○ Prop Arrangement ○ Schedule Setup ○ Communication ○ Travel & Accommodation ○ Food & Catering ○ Light Equipment ○ Casting 	1 Month
4	Direction	<ul style="list-style-type: none"> ○ Directing Actors ○ Team Meetings ○ Shot Listing ○ Script Interpretation ○ Moodboard ○ Planning 	1 Month
5	Cinematography	<ul style="list-style-type: none"> ○ Camera Settings ○ Principles of Photography ○ Lighting Techniques ○ Camera Movements 	3 Months
6	Art Direction	<ul style="list-style-type: none"> ○ Color Palette ○ Textures ○ Ratio & Size ○ Set Dimensions ○ Creating Depth ○ Material Selection ○ Set Mobility ○ Miniatures ○ Using Live Models ○ Practical Elements ○ Creating Props 	

7	VFX Direction	<ul style="list-style-type: none"> ○ VFX Techniques ○ Directing Actors for VFX ○ Practical vs CGI ○ Practical FX 	1 Month
8	Photoshop / Photo Editing	<ul style="list-style-type: none"> ○ Skin retouching ○ Photo manipulation ○ Dodge Burn ○ Masking 	1.5 Months
9	Premiere Pro / Video Editing	<ul style="list-style-type: none"> ○ Premiere Pro Tools ○ Proxy ○ Masking ○ Transitions ○ Animation ○ Speed Ramping ○ Multi-Camera Editing ○ Using effects ○ Film Editing ○ Music Video Editing ○ AD/ Documentary Editing ○ Color Grading/ DI ○ Sound & Music ○ Render settings 	2.5 Months
10	DaVinci Resolve	<ul style="list-style-type: none"> ○ Color Correction ○ Color Wheels ○ Curves ○ Hue vs Saturation ○ Hue vs Hue ○ Hue vs Lightness ○ Using LUTs ○ Skin Retouching ○ Selective Colors Grading 	

<p>11</p>	<p>After Effects</p>	<ul style="list-style-type: none"> ○ Working with composition ○ Masking and Rotoscoping ○ Point Tracking ○ Camera Tracking ○ Mocha Pro ○ 3D Camera ○ 3D Layers ○ Lights ○ Animation ○ Motion & Parallax ○ Layer System ○ Blending modes ○ Time remapping ○ Guide layers ○ Using Mattes ○ Sky Replacement ○ Compositing ○ Chroma Keying ○ Texts & Titles 	<p>2 Months</p>
<p>12</p>	<p>AE Plugins</p>	<ul style="list-style-type: none"> ○ Saber <ul style="list-style-type: none"> ■ Creating Sabers ■ Creating Light Animation ■ Animating Saber ■ Creating Texts ■ Glow Effects ■ Edge Glow Animation ○ Element 3D <ul style="list-style-type: none"> ■ Modelling ■ Creating Set ■ Texturing ■ Importing 3D Objects ■ Animation 	<p>1 Month</p>

		<ul style="list-style-type: none">■ Using Aux Channel■ Using Custom Textures■ Using Maps■ Reflection■ Diffuse■ Ambient Occlusion■ Glossiness■ Bump■ Using Custom Text■ Render Settings■ Ambient Occlusion■ Shadows■ Glow■ Ray-Tracing■ Motion Blur■ Reflection■ Adding 3D Objects to Scene■ Object Replicator■ Lighting■ Camera Movement○ Particular<ul style="list-style-type: none">■ Crowd Simulation■ Object Replication■ Creating Snow■ Physics Simulation○ Optical Flares○ FX Console○ Render Setting<ul style="list-style-type: none">■ Formats	
--	--	--	--

		<ul style="list-style-type: none"> ■ Lossless Renders ■ Bit Rate ■ Frame Rate Setting ■ Resolution Setting 	
13	Sound & music	<ul style="list-style-type: none"> ○ Recording Sound ○ Editing Sound ○ Recording Foley ○ Sound FX ○ Dubbing 	1 Month
14	Film Promotion	<ul style="list-style-type: none"> ○ Promotion Strategy ○ Promotion Budget ○ Film Festivals 	
15	Client Dealing	<ul style="list-style-type: none"> ○ Handling Project ○ Payments & Finances ○ Presenting your Project 	
16	Internship & Showreel Creation	You work as an intern with Inside Motion Pictures on various projects to build a strong portfolio.	3 Months


Course Additional Benefits


- 1 Year Adobe Original Software at Institute PC
- Showreel Creation
- Competitions & Awards
- Practical Assignments
- Dedicated Camera for Practice at the Institute
- Dedicated Computer System for Practice at the Institute
- Educational Trip
- Sports Event
- Access to studio equipment
- VFX work on Professional Projects
- 3 months paid internship after the course with Inside Motion Pictures
- Film Equipment Workshop
- Free Goodies


Fees : ₹1,93,742/- (Includes all taxes)


***SCHOLARSHIP AVAILABLE**


Softwares


 Adobe Photoshop

 Adobe Premiere Pro

 Adobe Audition

 Adobe After Effects

 DaVinci Resolve

 After Effects Plugins

Inside Institute of Filmmaking | SCO 92, 2nd Floor, Sector 21, Panchkula, India | Pin Code - 134112
M : 7973915679, 8968601295 | E-mail :theinsideinstitute@gmail.com