



## Inside Institute of Filmmaking Courses

### PRO COURSES (2025)



#### PRO VISUAL EFFECTS

Course Duration : 18 Months

#### Course Syllabus

Sr. No.	Subject	Topics	Estimated Time
1	<b>Photography &amp; Cinematography</b>	<ul style="list-style-type: none"> <li>○ Camera Settings</li> <li>○ Basics of Photography</li> <li>○ Lighting Techniques</li> <li>○ Camera Gear</li> <li>○ Lenses</li> <li>○ Shot Size</li> <li>○ Camera Angles</li> </ul>	2 Months

		<ul style="list-style-type: none"> <li>○ Camera Movements</li> <li>○ Case Study</li> </ul>	
<b>2</b>	<b>Art Direction/ Set Design</b>	<ul style="list-style-type: none"> <li>○ Role of Art Director</li> <li>○ Principles of Art <ul style="list-style-type: none"> <li>■ Shape</li> <li>■ Texture</li> <li>■ Pattern</li> <li>■ Balance</li> <li>■ Form</li> <li>■ Space</li> <li>■ Staging &amp; Framing</li> </ul> </li> <li>○ Color Theory</li> <li>○ Case Studies</li> <li>○ Art Observation</li> <li>○ Prop Listing</li> <li>○ Set Mobility</li> <li>○ Practical Set Project</li> </ul>	1 Month
<b>3</b>	<b>VFX Direction</b>	<ul style="list-style-type: none"> <li>○ VFX Tools <ul style="list-style-type: none"> <li>■ Green Screen</li> <li>■ Blue Screen</li> <li>■ Tracker Points</li> <li>■ Env. Map 360 HDRI</li> </ul> </li> <li>○ Directing the DOP</li> <li>○ Green Screen lighting</li> <li>○ How to shoot VFX scenes?</li> <li>○ VFX Techniques</li> <li>○ Collaborating with Team</li> <li>○ Directing Actors for VFX</li> <li>○ Practical vs CGI</li> <li>○ Practical FX</li> <li>○ Deciding Shoot Pattern</li> <li>○ Problem Solving</li> </ul>	1 Month

4	<b>Photoshop / Photo Editing</b>	<ul style="list-style-type: none"> <li>○ Tools &amp; Techniques</li> <li>○ Skin retouching</li> <li>○ Photo manipulation</li> <li>○ Shadow creation</li> <li>○ Masking Techniques</li> <li>○ Shooting Tips</li> <li>○ Dodge Burn</li> <li>○ Color Grading</li> <li>○ Camera Raw Filter</li> <li>○ Filters</li> <li>○ Generative Fill AI</li> <li>○ Basic Poster Designing</li> <li>○ Neural Filter</li> </ul>	1 Months
5	<b>Premiere Pro / Video Editing</b>	<ul style="list-style-type: none"> <li>○ Premiere Pro Tools</li> <li>○ Proxy</li> <li>○ Masking</li> <li>○ Types of cuts</li> <li>○ Transitions</li> <li>○ Animation</li> <li>○ Speed Ramping</li> <li>○ Multi Camera Editing</li> <li>○ Using effects</li> <li>○ Blending Modes</li> <li>○ Typography/ Titles</li> <li>○ Film Editing</li> <li>○ Music Video Editing</li> <li>○ AD/ Documentary Editing</li> <li>○ Color Grading/ DI</li> <li>○ Sound &amp; Music</li> <li>○ Render settings</li> </ul>	2 Months
6	<b>DaVinci Resolve (Color Grading)</b>	<ul style="list-style-type: none"> <li>○ Color Space Transform</li> <li>○ Working with Nodes</li> <li>○ Color Correction</li> <li>○ Skin Retouching</li> </ul>	1 Month

		<ul style="list-style-type: none"> <li>○ Sky Replacement</li> <li>○ Light Control</li> <li>○ Effects &amp; Filters</li> <li>○ Tracking</li> <li>○ Masking</li> <li>○ Noise Reduction &amp; Sharpening</li> <li>○ Working with XML</li> <li>○ Using &amp; Creating LUTs</li> <li>○ Export &amp; Render Settings</li> </ul>	
<b>7</b>	<b>After Effects</b>	<ul style="list-style-type: none"> <li>○ Working with composition</li> <li>○ Masking and Rotoscoping</li> <li>○ Point Tracking</li> <li>○ Camera Tracking</li> <li>○ Mocha AE</li> <li>○ 3D Camera</li> <li>○ 3D Layers</li> <li>○ Lights</li> <li>○ Animation</li> <li>○ Motion &amp; Parallax</li> <li>○ Layer System</li> <li>○ Blending modes</li> <li>○ Time remapping</li> <li>○ Guide layers</li> <li>○ Using Mattes</li> <li>○ Sky Replacement</li> <li>○ Compositing</li> <li>○ Chroma Keying</li> <li>○ Matte Painting using AI</li> <li>○ Using Presets</li> </ul>	2 Months
<b>8</b>	<b>AE Plugins</b>	<ul style="list-style-type: none"> <li>○ <b>Saber</b> <ul style="list-style-type: none"> <li>■ Creating Sabers</li> </ul> </li> </ul>	1 Month

		<ul style="list-style-type: none"> <li>■ Creating Light Animation</li> <li>■ Animating Saber</li> <li>■ Creating Texts</li> <li>■ Glow Effects</li> <li>■ Edge Glow Animation</li> <li>○ <b>AE Inbuilt 3D</b></li> <li>○ <b>Particular</b> <ul style="list-style-type: none"> <li>■ Creating Snow/Rain</li> <li>■ Creating water</li> <li>■ Dust particles</li> <li>■ Particles Disappear effect</li> </ul> </li> <li>○ <b>Optical Flares</b></li> <li>○ <b>Lockdown for Tracking</b></li> <li>○ <b>ORB</b></li> <li>○ <b>Newton 3.0</b></li> <li>○ <b>FX Console</b></li> <li>○ <b>Render Setting</b> <ul style="list-style-type: none"> <li>■ Formats</li> <li>■ Lossless Renders</li> <li>■ Bit Rate</li> <li>■ Frame Rate Setting</li> <li>■ Resolution Setting</li> </ul> </li> </ul>	
9	<b>BLENDER 3D</b>	<ul style="list-style-type: none"> <li>○ Modeling <ul style="list-style-type: none"> <li>■ Modelling Props &amp; Set</li> <li>■ Extrusion</li> <li>■ Boolean</li> <li>■ Proportional Editing</li> <li>■ Mesh Topology</li> <li>■ Modelling using Images</li> <li>■ World Scale Ratios</li> </ul> </li> </ul>	2.5 Months

		<ul style="list-style-type: none"><li>○ Texturing<ul style="list-style-type: none"><li>■ Shaders</li><li>■ Materials</li><li>■ HDRI</li><li>■ UV Unwrapping</li><li>■ Texture Painting</li><li>■ Procedural Textures</li><li>■ Texture Baking</li></ul></li><li>○ Lighting<ul style="list-style-type: none"><li>■ Types of lights</li><li>■ Patterns &amp; Gobos</li><li>■ Projector Effect</li><li>■ Lighting according to footage</li><li>■ HDRI</li><li>■ Sky Texture</li></ul></li><li>○ Rigging &amp; Animation<ul style="list-style-type: none"><li>■ Introduction to rigging &amp; techniques</li><li>■ Basic Mechanical Rig</li><li>■ IK &amp; FK</li><li>■ Drivers</li><li>■ Advanced Rigging Techniques</li><li>■ Human Rigging using rigging plugins</li><li>■ Using AI for Animation</li><li>■ Car Rig using Rigging Add-On</li></ul></li><li>○ Blender Add Ons<ul style="list-style-type: none"><li>■ Flip Fluids</li><li>■ City Generator</li><li>■ Rigify</li><li>■ RBC</li></ul></li><li>○ Physics Simulation</li></ul>	
--	--	---	--

		<ul style="list-style-type: none"> <li>■ Rigid Body Collisions</li> <li>■ Cloth</li> <li>■ Particles</li> <li>■ Hair</li> <li>■ Fluids</li> <li>■ Fire &amp; Smoke</li> <li>■ Fractures</li> <li>■ Force Fields</li> <li>○ Geometry Nodes</li> <li>○ Environment Creation</li> <li>○ Geo Tracker <ul style="list-style-type: none"> <li>■ Camera Track</li> <li>■ Object Track</li> </ul> </li> <li>○ Camera movement</li> <li>○ Render Settings <ul style="list-style-type: none"> <li>■ Exporting EXR</li> </ul> </li> <li>○ Creating basic Add Ons using AI</li> <li>○ Creating Assets</li> <li>○ Modifier Effects</li> </ul>	
<b>10</b>	<b>Client Dealing</b>	<ul style="list-style-type: none"> <li>○ Handling Project</li> <li>○ Payments &amp; Finances</li> <li>○ Presenting your Project</li> </ul>	
<b>11</b>	<b>Internship &amp; Showreel Creation</b>	You work as an intern (after a test for selection) with Inside Motion Pictures on various projects to build a strong portfolio.	3 Months

## Course Additional Benefits


- 1 Year Adobe Original Software at Institute PC
- Showreel Creation
- Competitions & Awards
- Practical Assignments
- Dedicated Camera for Practice at the Institute
- Dedicated Computer System for Practice at the Institute
- Educational Trip
- Sports Event
- Access to studio equipment
- VFX work on Professional Projects
- 3 months paid internship after the course with Inside Motion Pictures
- Film Equipment Workshop
- Free Goodies

**Fees : ₹2,52,000/- (Includes all taxes)**


**\*SCHOLARSHIP AVAILABLE**


---


### Softwares


 Adobe Photoshop

 Adobe Premiere Pro

 Adobe After Effects

 DaVinci Resolve

 After Effects Plugins

 Blender





**PRO FILM MAKING**  
Course Duration : 18 Months

**Course Syllabus**

Sr. No.	Subject	Topics	Estimated Time
<b>1</b>	<b>Script writing</b>	<ul style="list-style-type: none"><li>○ Deciding Theme</li><li>○ Scene Build-Up</li><li>○ Defining Action</li><li>○ Characterization</li><li>○ Writing Dialogue</li><li>○ Writing Transition</li><li>○ Shot Listing</li><li>○ Plotting</li><li>○ Point Of View</li><li>○ Writing Styles</li></ul>	1 Month

		<ul style="list-style-type: none"> <li>○ Create Brainstorming</li> </ul>	
<b>2</b>	<b>Storyboarding</b>	<ul style="list-style-type: none"> <li>○ Explaining Action</li> <li>○ Using Sketches</li> <li>○ Using Images</li> <li>○ Communicating with team</li> <li>○ Visually Representing your Vision</li> </ul>	
<b>3</b>	<b>Production Management</b>	<ul style="list-style-type: none"> <li>○ Location Reki</li> <li>○ Setup Prep</li> <li>○ Camera Equipment</li> <li>○ Prop Arrangement</li> <li>○ Schedule Setup</li> <li>○ Communication</li> <li>○ Travel &amp; Accommodation</li> <li>○ Food &amp; Catering</li> <li>○ Light Equipment</li> <li>○ Casting</li> </ul>	1 Month
<b>4</b>	<b>Direction</b>	<ul style="list-style-type: none"> <li>○ Directing Actors</li> <li>○ Team Meetings</li> <li>○ Shot Listing</li> <li>○ Script Interpretation</li> <li>○ Moodboard</li> <li>○ Planning</li> </ul>	1 Month
<b>5</b>	<b>Cinematography</b>	<ul style="list-style-type: none"> <li>○ Camera Settings</li> <li>○ Principles of Photography</li> <li>○ Lighting Techniques</li> </ul>	3 Months

		<ul style="list-style-type: none"> <li>○ Camera Movements</li> </ul>	
<b>6</b>	<b>Art Direction</b>	<ul style="list-style-type: none"> <li>○ Color Palette</li> <li>○ Textures</li> <li>○ Ratio &amp; Size</li> <li>○ Set Dimensions</li> <li>○ Creating Depth</li> <li>○ Material Selection</li> <li>○ Set Mobility</li> <li>○ Miniatures</li> <li>○ Using Live Models</li> <li>○ Practical Elements</li> <li>○ Creating Props</li> </ul>	
<b>7</b>	<b>VFX Direction</b>	<ul style="list-style-type: none"> <li>○ VFX Techniques</li> <li>○ Directing Actors for VFX</li> <li>○ Practical vs CGI</li> <li>○ Practical FX</li> </ul>	1 Month
<b>8</b>	<b>Photoshop / Photo Editing</b>	<ul style="list-style-type: none"> <li>○ Skin retouching</li> <li>○ Photo manipulation</li> <li>○ Dodge Burn</li> <li>○ Masking</li> </ul>	1.5 Months
<b>9</b>	<b>Premiere Pro / Video Editing</b>	<ul style="list-style-type: none"> <li>○ Premiere Pro Tools</li> <li>○ Proxy</li> <li>○ Masking</li> <li>○ Transitions</li> <li>○ Animation</li> <li>○ Speed Ramping</li> <li>○ Multi-Camera Editing</li> <li>○ Using effects</li> <li>○ Film Editing</li> <li>○ Music Video Editing</li> <li>○ AD/ Documentary Editing</li> <li>○ Color Grading/ DI</li> </ul>	2.5 Months

		<ul style="list-style-type: none"> <li>○ Sound &amp; Music</li> <li>○ Render settings</li> </ul>	
<b>10</b>	<b>DaVinci Resolve</b>	<ul style="list-style-type: none"> <li>○ Color Correction</li> <li>○ Color Wheels</li> <li>○ Curves</li> <li>○ Hue vs Saturation</li> <li>○ Hue vs Hue</li> <li>○ Hue vs Lightness</li> <li>○ Using LUTs</li> <li>○ Skin Retouching</li> <li>○ Selective Colors Grading</li> </ul>	
<b>11</b>	<b>After Effects</b>	<ul style="list-style-type: none"> <li>○ Working with composition</li> <li>○ Masking and Rotoscoping</li> <li>○ Point Tracking</li> <li>○ Camera Tracking</li> <li>○ Mocha Pro</li> <li>○ 3D Camera</li> <li>○ 3D Layers</li> <li>○ Lights</li> <li>○ Animation</li> <li>○ Motion &amp; Parallax</li> <li>○ Layer System</li> <li>○ Blending modes</li> <li>○ Time remapping</li> <li>○ Guide layers</li> <li>○ Using Mattes</li> <li>○ Sky Replacement</li> <li>○ Compositing</li> <li>○ Chroma Keying</li> <li>○ Texts &amp; Titles</li> </ul>	2 Months
<b>12</b>	<b>AE Plugins</b>	<ul style="list-style-type: none"> <li>○ <b>Saber</b> <ul style="list-style-type: none"> <li>■ Creating Sabers</li> </ul> </li> </ul>	1 Month

		<ul style="list-style-type: none"><li>■ Creating Light Animation</li><li>■ Animating Saber</li><li>■ Creating Texts</li><li>■ Glow Effects</li><li>■ Edge Glow Animation</li><li>○ <b>Element 3D</b><ul style="list-style-type: none"><li>■ Modelling</li><li>■ Creating Set</li><li>■ Texturing</li><li>■ Importing 3D Objects</li><li>■ Animation</li><li>■ Using Aux Channel</li><li>■ Using Custom Textures</li><li>■ Using Maps</li><li>■ Reflection</li><li>■ Diffuse</li><li>■ Ambient Occlusion</li><li>■ Glossiness</li><li>■ Bump</li><li>■ Using Custom Text</li><li>■ Render Settings</li><li>■ Ambient Occlusion</li><li>■ Shadows</li><li>■ Glow</li><li>■ Ray-Tracing</li><li>■ Motion Blur</li><li>■ Reflection</li><li>■ Adding 3D Objects to Scene</li><li>■ Object Replicator</li><li>■ Lighting</li></ul></li></ul>	
--	--	---	--

		<ul style="list-style-type: none"> <li>■ Camera Movement</li> <li>○ <b>Particular</b> <ul style="list-style-type: none"> <li>■ Crowd Simulation</li> <li>■ Object Replication</li> <li>■ Creating Snow</li> <li>■ Physics Simulation</li> </ul> </li> <li>○ <b>Optical Flares</b></li> <li>○ <b>FX Console</b></li> <li>○ <b>Render Setting</b> <ul style="list-style-type: none"> <li>■ Formats</li> <li>■ Lossless Renders</li> <li>■ Bit Rate</li> <li>■ Frame Rate Setting</li> <li>■ Resolution Setting</li> </ul> </li> </ul>	
<b>13</b>	<b>Sound &amp; music</b>	<ul style="list-style-type: none"> <li>○ Recording Sound</li> <li>○ Editing Sound</li> <li>○ Recording Foley</li> <li>○ Sound FX</li> <li>○ Dubbing</li> </ul>	1 Month
<b>14</b>	<b>Film Promotion</b>	<ul style="list-style-type: none"> <li>○ Promotion Strategy</li> <li>○ Promotion Budget</li> <li>○ Film Festivals</li> </ul>	
<b>15</b>	<b>Client Dealing</b>	<ul style="list-style-type: none"> <li>○ Handling Project</li> <li>○ Payments &amp; Finances</li> </ul>	

		<ul style="list-style-type: none"> <li>○ Presenting your Project</li> </ul>	
<b>16</b>	<b>Internship &amp; Showreel Creation</b>	You work as an intern with Inside Motion Pictures on various projects to build a strong portfolio.	3 Months


### Course Additional Benefits


- 1 Year Adobe Original Software at Institute PC
- Showreel Creation
- Competitions & Awards
- Practical Assignments
- Dedicated Camera for Practice at the Institute
- Dedicated Computer System for Practice at the Institute
- Educational Trip
- Sports Event
- Access to studio equipment
- VFX work on Professional Projects
- 3 months paid internship after the course with Inside Motion Pictures
- Film Equipment Workshop
- Free Goodies

**Fees : ₹2,48,000/- (Includes all taxes)**


**\*SCHOLARSHIP AVAILABLE**

---


 **Softwares**


 Adobe Photoshop

 Adobe Premiere Pro

 Adobe Audition

 Adobe After Effects

 DaVinci Resolve

 After Effects Plugins

Inside Institute of Filmmaking | SCO 92, 2nd Floor, Sector 21, Panchkula, India | Pin Code - 134112

M : 7973915679, 8968601295 | E-mail :theinsideinstitute@gmail.com